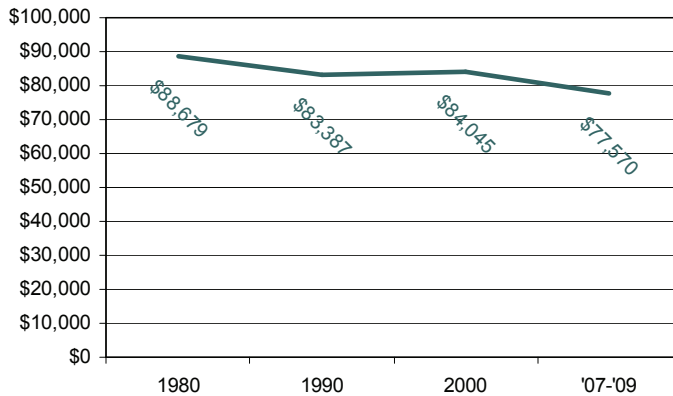


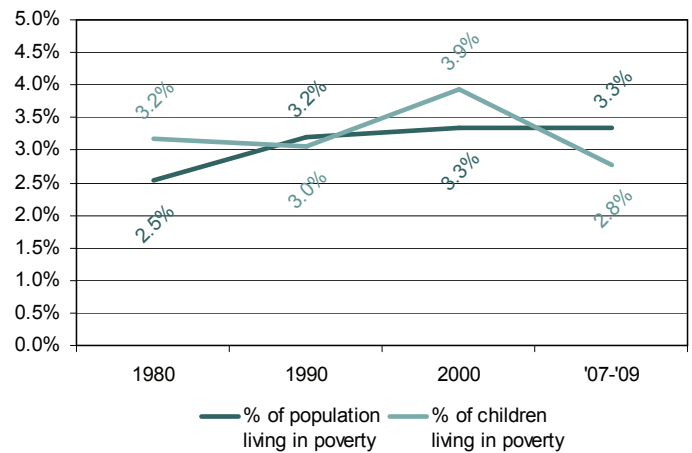
Fact Sheet

ON LOW INCOME RESIDENTS OF EDINA

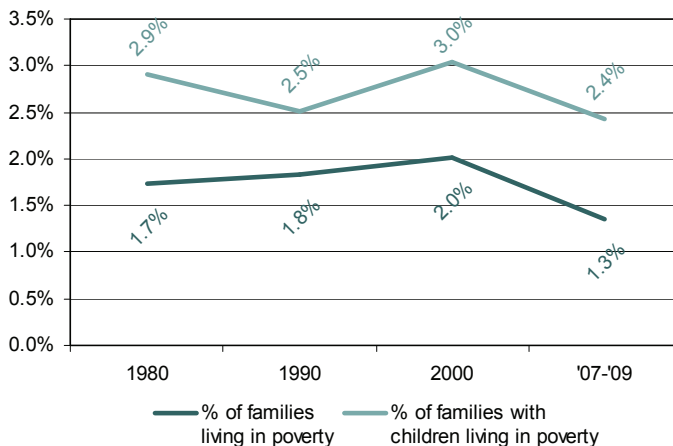
Households are earning less money: median household income (in 2009 dollars) has decreased 8% since 2000 and 13% since 1980.



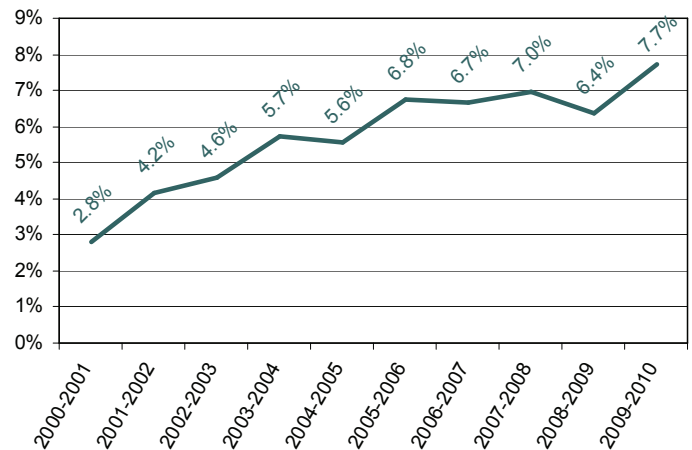
More people are living in poverty: the percentage of the population living in poverty has increased 32% since 1980 while the percentage of children living in poverty is at its lowest level in almost 30 years.



Fewer families are living in poverty: the percentage of families living in poverty and the percentage of families with children living in poverty are at their lowest levels in almost 30 years.



But more children are qualifying for free or reduced lunch: the percentage of K-12 children eligible for free or reduced lunch has increased 174% since the 2000-2001 school year.



Prepared by the
Hennepin South Services Collaborative
www.hsscmn.org

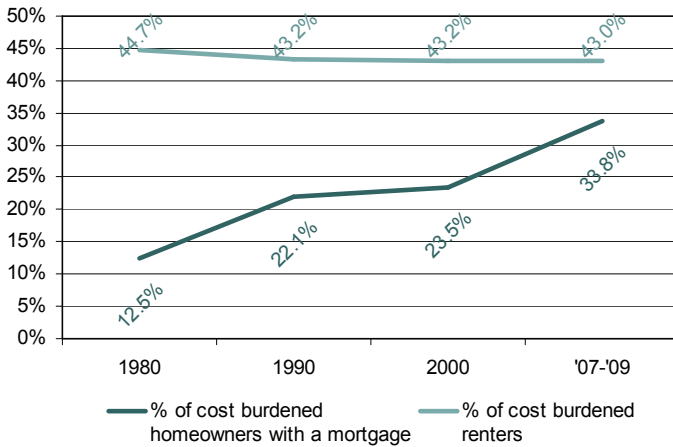
~ April 2011 ~

Data Sources: U.S. Census Bureau,
Minnesota Department of Education,
and Hennepin County Sheriff's Office

Fact Sheet

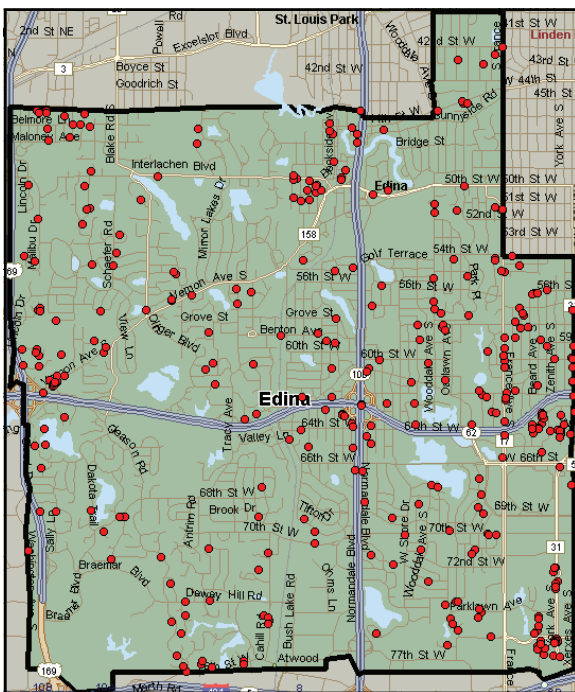
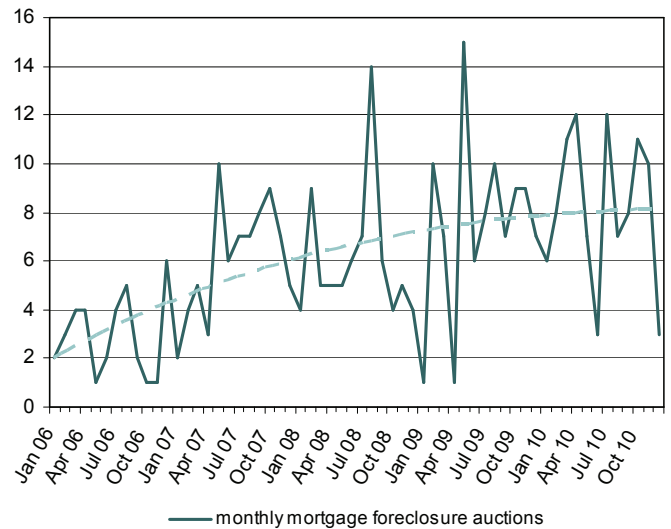
ON LOW INCOME RESIDENTS OF EDINA

More homeowners are cost burdened* by housing costs: the percentage of homeowners with a mortgage who are cost burdened has increased 44% since 2000 and 171% since 1980 while the percentage of renters who are cost burdened has remained fairly stable over the past 30 years.



* According to the U.S. Department of Housing and Urban Development, households that spend more than 30% of their income on housing costs are considered cost burdened and may have difficulty affording necessities such as food, clothing, transportation, and medical care.

And foreclosures continue to increase: the number of mortgage foreclosure auctions has increased from 9 in the first quarter of 2006 to 24 in the fourth quarter of 2010, an increase of 167%.



Distribution of mortgage foreclosure auctions from January 1, 2006, through December 31, 2010 (N = 370)